
 Filing 1 - Extent of Construction
 Land Dedication to Town with Filing 1



LAND USE SUMMARY

Parcel	Acreage	MF Units	SF/Duplex	Total
A1	41.7	146 (64%)	82 (36%)	228
A2	46.4	86 (45%)	103 (55%)	189
B	61.0	48 (23%)	161 (77%)	209
C	47.1	64 (40%)	97 (60%)	161
D	58.6	0 (0%)	50 (100%)	50
Subtotal:	254.8	344 (41%)	493 (59%)	837

	Tract	Acreage	Use
T.O.E Recreation/ School	E	32.733	
Community Park	F	20.501	Recreation Open Space
Fire Station	G	1.675	Fire Station
Subtotal:		54.83	

Road ROW 15 Ac.

Development Parcels	254.8 Ac.
Tracts	54.83 Ac.
ROW	15.00 Ac.
Open Space	335.37 Ac.
Total:	660.00 Ac.

 Multi-Family
 Single Family / Duplex Lots